

# BAPTISTRY HEATER AND CONTROL SYSTEM

## AUTOMATIC DRAIN, FILL AND WATER LEVEL INSTALLATION MANUAL

---



HYDROQUIP – 510A N. SHERIDAN ST. – CORONA, CA 92880

PHONE: 951-273-7575 – FAX: 800-332-7190 – WEB: [WWW.HOTWATERCONTROLS.COM](http://WWW.HOTWATERCONTROLS.COM)

## KIT CONTENTS

### 48-0140F-K WATER FILL/LEVEL KIT (FLOAT) INCLUDES:

- 48-0042-K – SYSTEM INTERFACE MODULE
- 48-0143-K – WATER FILL ASSY.
- 48-0141C-K – WATER LEVEL KIT (FLOAT)
- 42-0074 – WALL FITTING, FILL
- 42-0074A – WALL FITTING, OVERFLOW/DRAIN (X2)
- 36-0004A – AIR BUTTON
- 64-0012 - LONG DISTANCE AIR TUBING (15')

### 48-0140P-K WATER FILL/LEVEL KIT (PSI SWITCH) INCLUDES:

- 48-0042-K – SYSTEM INTERFACE MODULE
- 48-0143-K – WATER FILL ASSY
- 48-0148-K – WATER LEVEL KIT (PSI SWITCH)
- 42-0074 – WALL FITTING, FILL
- 42-0074A – WALL FITTING, OVERFLOW/DRAIN (X2)
- 36-0004A – AIR BUTTON
- 64-0012 - LONG DISTANCE AIR TUBING (15')

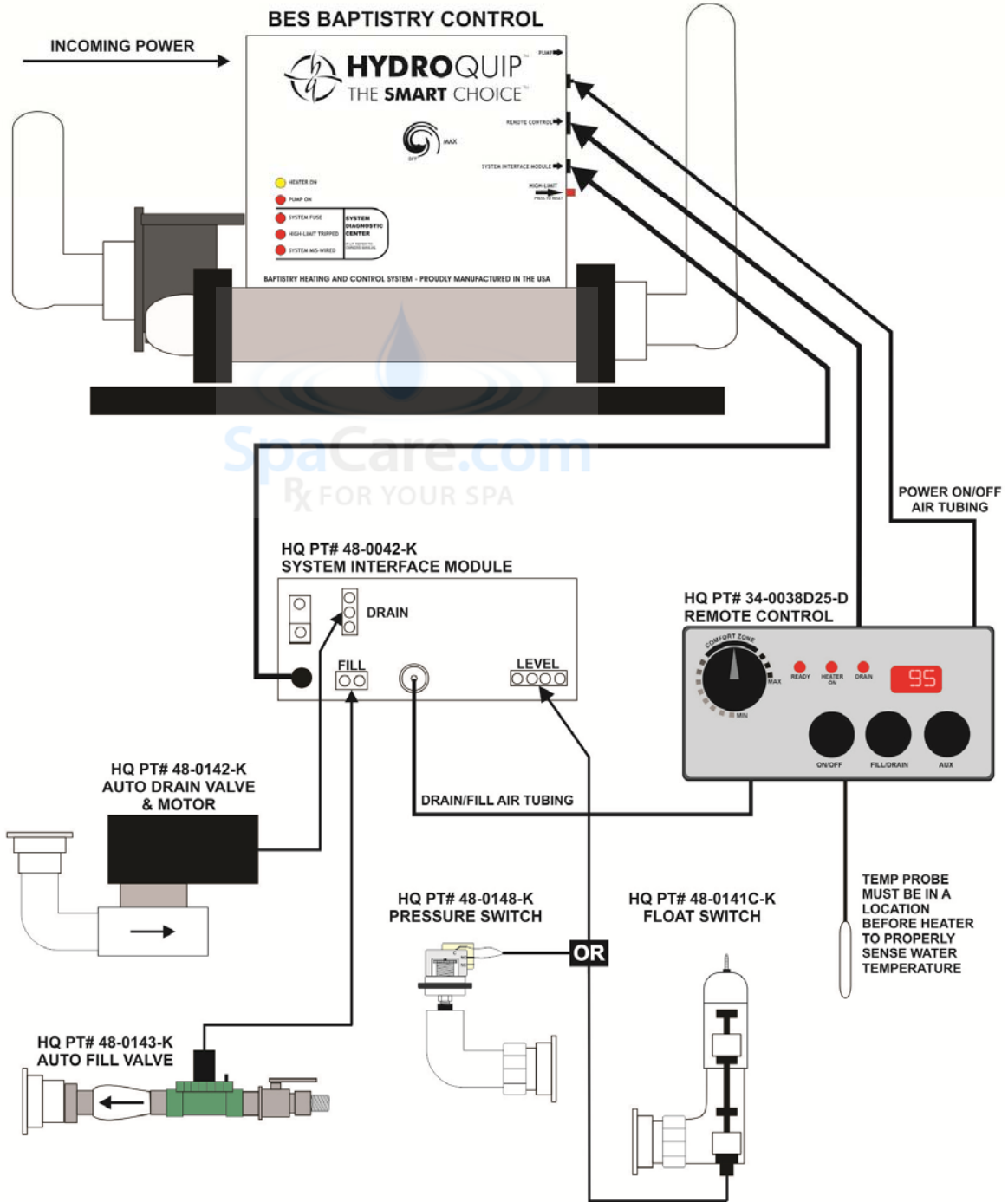
### 48-0141-K DRAIN CONTROL KIT INCLUDES:

- 42-0061 – DRAIN VALVE ACTUATOR/MOTOR
- 42-0062 – 2-WAY VALVE ASSY
- 42-0074A – WALL FITTING, OVERFLOW/DRAIN (X2)

### 34-0038D25-D REMOTE CONTROL KIT INCLUDES:

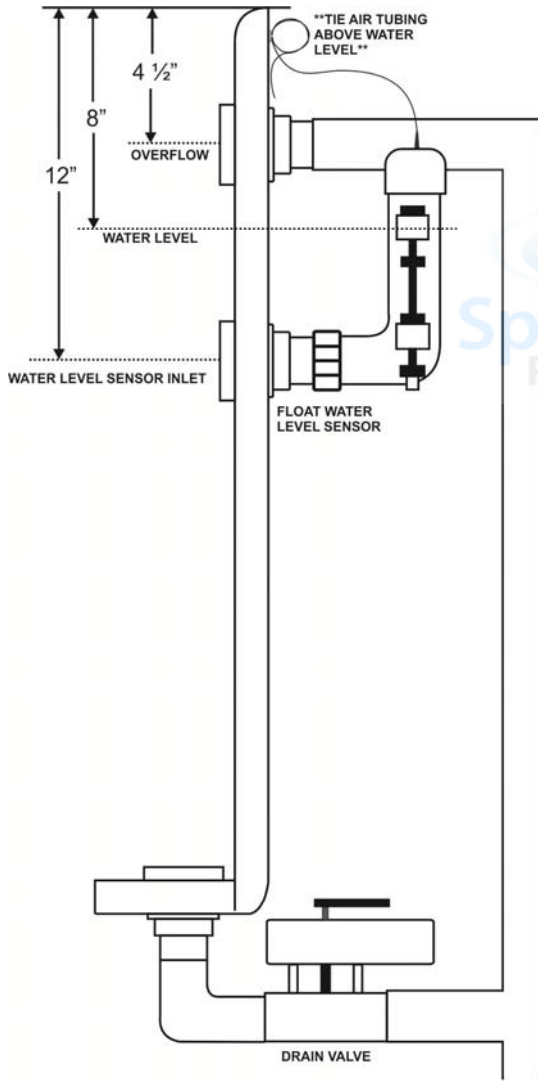
- 34-0037D25-A – REMOTE CONTROL
- 80-0132D-BES – REMOTE CONTROL OVERLAY/LABEL
- 42-0047 – 2" X 2" X ½" FPT PVC "T"
- 39-0001 – LIQUID TIGHT BUSHING
- 42-0001 – 2" X 1.5" PVC REDUCER BUSHING (X2)
- 64-0012 – LONG DISTANCE AIR TUBING (75')

# BES COMPONENT CONNECTIONS



**\*\*REFER TO EQUIPMENT SYSTEM OWNERS MANUAL FOR MORE DETAILS\*\***

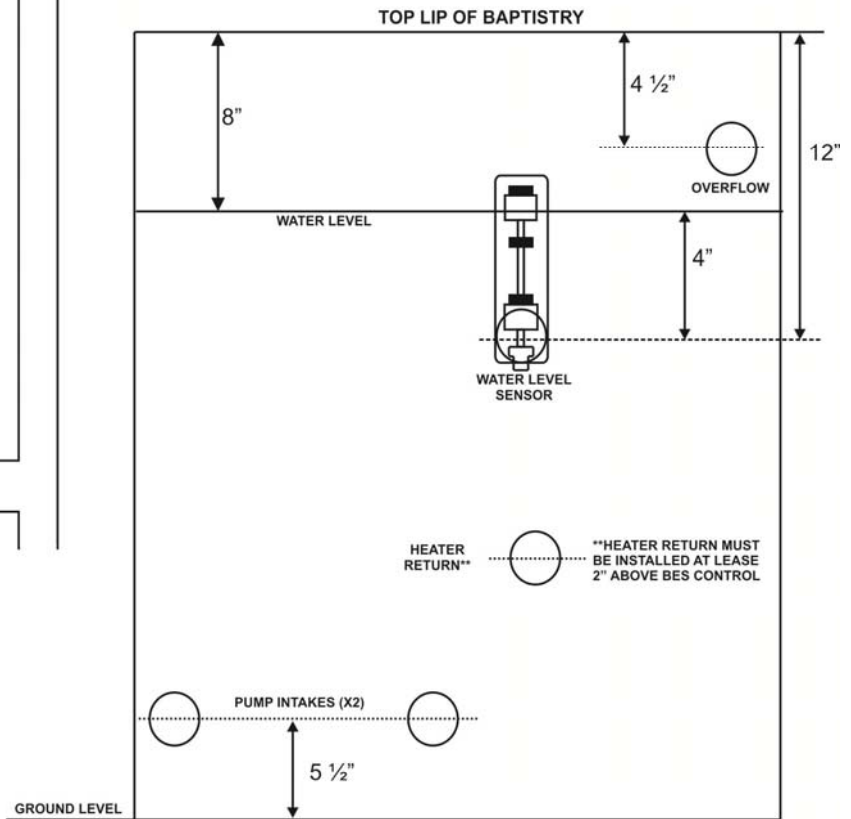
# FLOAT SWITCH LEVEL KIT PLUMBING DIAGRAM



## HOLE SIZE CHART

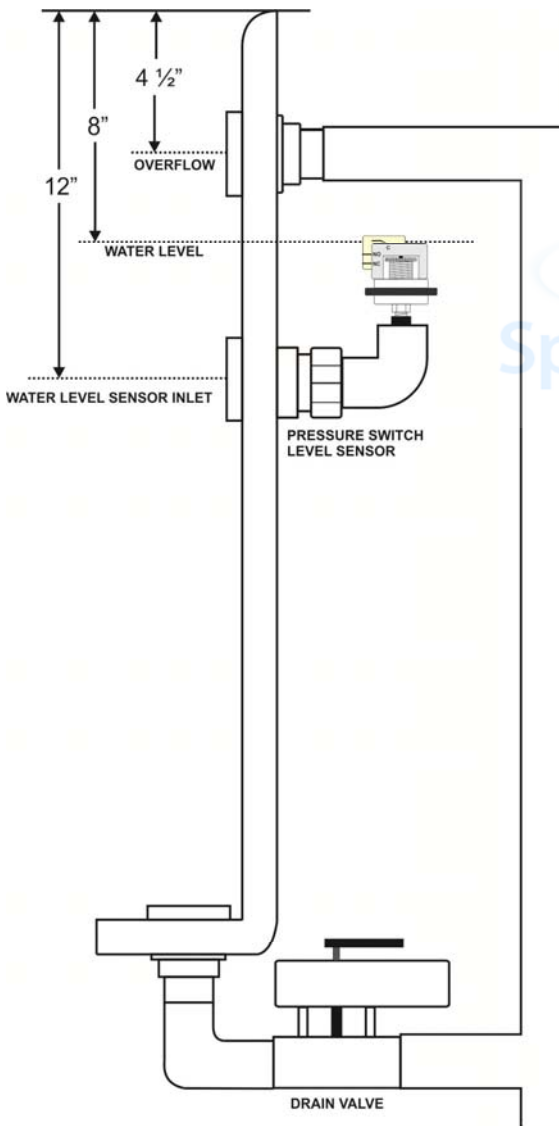
FITTING	PART NUMBER	HOLE SIZE
PUMP INTAKE	42-0004	2 3/8"
HEATER DISCHARGE	42-0004	2 3/8"
OVERFLOW	42-0074A	2 3/8"
WATER LEVEL SENSOR	42-0074A	2 3/8"
FILL VALVE	42-0074	2 3/8"

**\*\*FILL ASSY INSTALLATION: The fill assy may be mounted for convenience above or below water level.\*\***



**\*\*REFER TO EQUIPMENT SYSTEM OWNERS MANUAL FOR MORE DETAILS\*\***

# PRESSURE SWITCH LEVEL KIT PLUMBING DIAGRAM

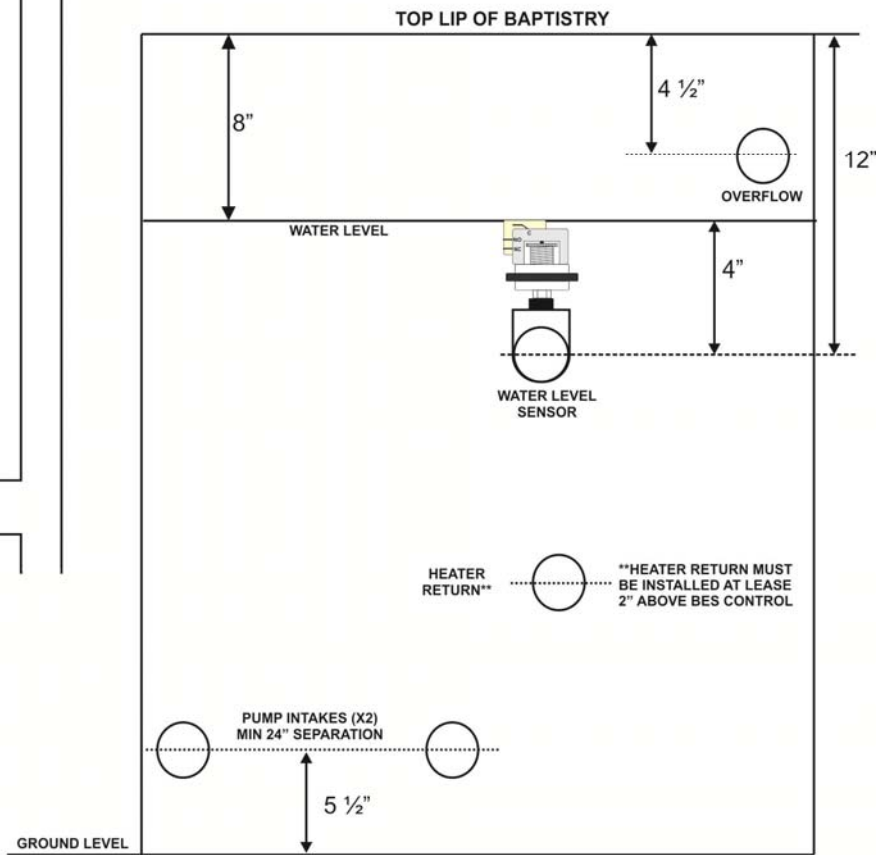


### HOLE SIZE CHART

FITTING	PART NUMBER	HOLE SIZE
PUMP INTAKE	42-0004	2 3/8"
HEATER DISCHARGE	42-0004	2 3/8"
OVERFLOW	42-0074A	2 3/8"
WATER LEVEL SENSOR	42-0074A	2 3/8"
FILL VALVE	42-0074	2 3/8"

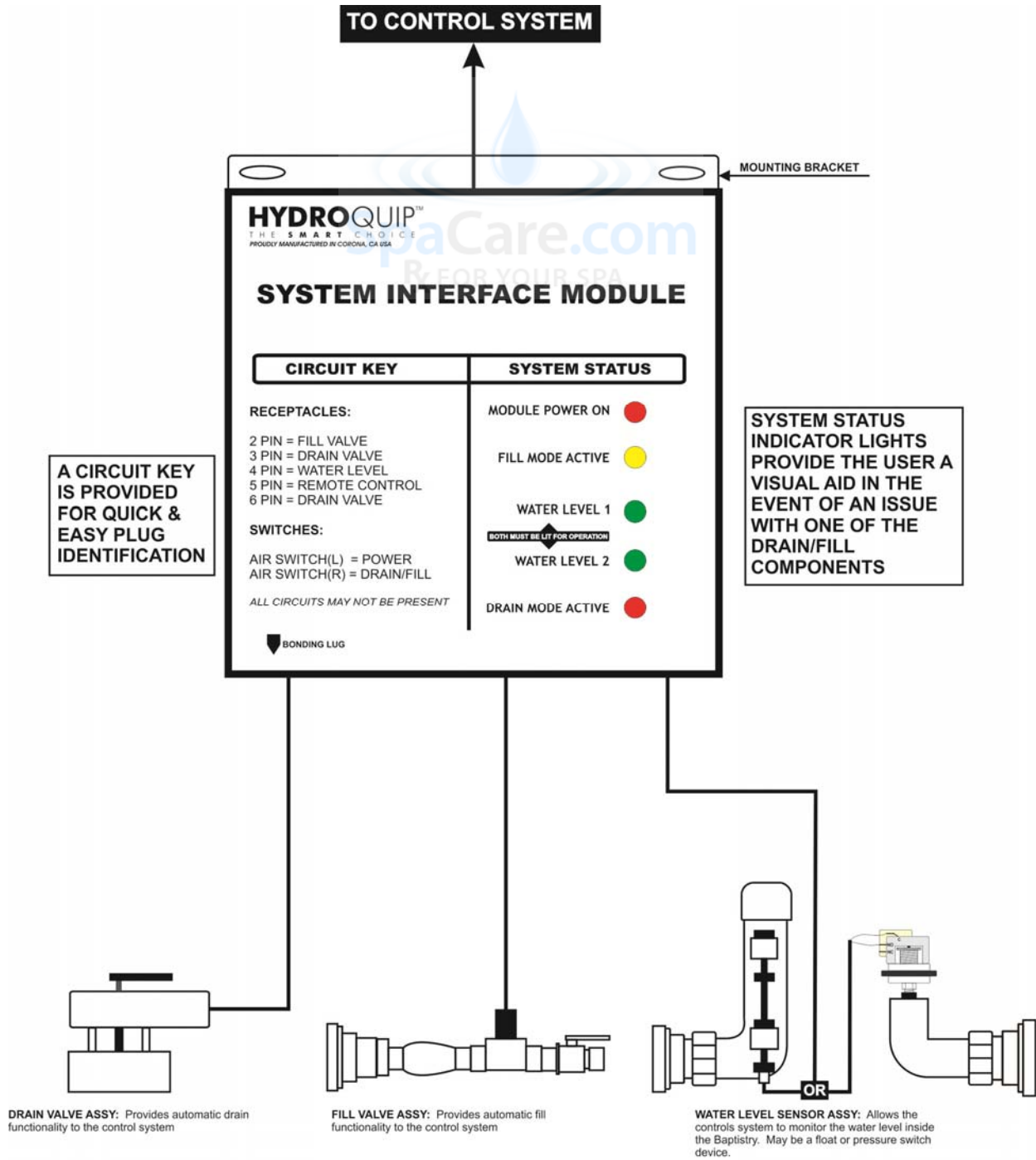
SpaCare.com  
FOR YOUR SPA

**\*\*FILL ASSY INSTALLATION: The fill assy may be mounted for convenience above or below water level.\*\***



**\*\*REFER TO EQUIPMENT SYSTEM OWNERS MANUAL FOR MORE DETAILS\*\***

# SYSTEM INTERFACE MODULE



**SEE NEXT PAGE FOR IMPORTANT TIPS**

## PLUMBING AND AUTO-FILL TIPS

### PLUMBING TIPS:

- MEASURE TWICE DRILL ONCE
- DRY-FIT PLUMBING BEFORE HOLES ARE DRILLED
- FLEXIBLE PVC SHOULD BE USED BETWEEN EQUIPMENT AND BAPTISTRY
- ALWAYS USE COMPATIBLE ADHESIVES AND PRIMERS

### AUTO-FILL VALVE TIPS:

- MAY BE INSTALLED ANYWHERE
- VALVE ASSY CAN BE EFFECTED BY WEIGHT, SUPPORT IF NECESSARY
- FILL ASSY CAN BE PLUMBED VERTICALLY OR HORIZONTALLY
- TO BYPASS FILL VALVE LOSSEN SMALL BLACK SCREW NEXT TO SOLENOID

### AUTO-DRAIN VALVE TIPS:

- IF SYSTEM IS DRAINING AND FILLING AT THE SAME TIME FLIP TOGGLE SWITCH ON DRAIN VALVE TO OPPOSITE POSITION
- DO NOT ATTEMPT TO TURN VALVE BY HAND, PERMANENT DAMAGE WILL OCCURE.

